














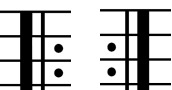










Glossary

 <p>1-beat note (crotchet)</p>	 <p>Half-beat rest – do not play for a half beat (quaver rest)</p>	<p>Time signatures</p>  <p>Count 3 beats in every bar</p>  <p>Count 4 beats in every bar</p>  <p>Count 6 half beats in every bar</p>
 <p>2-beat note (minim)</p>	 <p>1-beat rest – do not play for 1 beat (crotchet rest)</p>	
 <p>4-beat note (semibreve)</p>	 <p>2-beat rest – do not play for two beats (minim rest)</p>	
 <p>Half-beat note (quaver)</p>	 <p>4-beat rest – do not play for 4 beats (semibreve rest)</p>	 <p>First time bar Second time bar</p> <p>Play to the repeat sign at the end of the first-time bar. Go back to the beginning, repeat, miss out the first-time bar, then play the second time bar.</p>
 <p>Two half-beat notes together make one beat</p>	 <p>Repeat sign – go back to the beginning and play the tune again</p>	
 <p>Triplet – 3 notes which together make 1 crotchet beat</p>	 <p>Repeat signs – play the music between these signs twice</p>	
<p>A dot at the <u>side</u> of the note makes it half as long again</p>  <p>Dotted minim is 3 beats long (2 beats + 1 beat)</p>  <p>Dotted crotchet is 1½ beats long (1 beat + ½ beat)</p>	 <p>Sharp sign – the note a little higher F# is between notes F and G</p>  <p>Flat sign – the note a little lower B b is between notes B and A</p>	 <p>Tied note sign – joins 2 notes which are the <u>same</u>. Don't play the 2nd note, but hold the 1st note for the total number of beats.</p>  <p>Slur sign – joins 2 <u>different</u> notes together. Play the 1st note, then play the next note without 'tonguing', in the same breath, to make it smooth.</p>
 <p>Staccato – a dot <u>under or over</u> a note means stop the sound quickly</p>	 <p>Natural sign – cancels out a sharp or flat sign</p>	